

Sensor/Actuator cable - SAC-3P-M8MR/ 1,5-542/M8 FR BK - 1406284


Please be informed that the data shown in this PDF Document is generated from our Online Catalog. Please find the complete data in the user's documentation. Our General Terms of Use for Downloads are valid (<http://download.phoenixcontact.com>)



Sensor/Actuator cable, 3-position, PVC, Yellow RAL 1021, Plug angled M8, on Socket angled M8, Cable length: 1.5 m



Key commercial data

Packing unit	1 PCE
GTIN	 4 046356 797689
Custom tariff number	85444290
Country of origin	UNITED STATES

Technical data

Dimensions

Length of cable	1.5 m
-----------------	-------

Ambient conditions

Ambient temperature (operation)	-25 °C ... 90 °C (Plug / socket)
Degree of protection	IP65
	IP67
	IP68

General

Rated current at 40°C	4 A
Rated voltage	60 V
Number of positions	3
Contact resistance	≤ 5 mΩ
Insulation resistance	≥ 100 MΩ
Standards/regulations	M8 plug-in connector IEC 61076-2-104

Sensor/Actuator cable - SAC-3P-M8MR/ 1,5-542/M8 FR BK - 1406284

Technical data

General

Coding	A - standard
Surge voltage category	II
Pollution degree	3
Insertion/withdrawal cycles	≥ 100
Torque	0.2 Nm (M8 plug-in connectors)
Contact material	CuSn
Contact surface material	Ni/Au
Contact carrier material	TPU GF
Material of grip body	TPU, hardly inflammable, self-extinguishing
Material, knurls	Zinc die-cast, nickel-plated
Sealing material	NBR
Status display	No

Line characteristics

Cable type	PVC yellow 105 °C
Cable type (abbreviation)	542
UL AWM style	2517 (105°C/300 V)
AWG signal line	24
Core diameter including insulation	1.12 mm ±0.03 mm
Wire colors	brown, blue, black
Overall twist	3 wires, twisted
External sheath, color	yellow
External cable diameter D	4.1 mm ± 0.2 mm
Minimum bending radius, flexible installation	8 x D
Cable weight	21 kg/km
Outer sheath, material	PVC
Material conductor insulation	PVC
Conductor material	Tin-plated Cu litz wires
Nominal voltage, cabel	300 V
Other resistance	UV resistant
Ambient temperature (operation)	-30 °C ... 105 °C (cable, fixed installation)

Classifications

ETIM

ETIM 3.0	EC001855
ETIM 4.0	EC001855
ETIM 5.0	EC001855

Sensor/Actuator cable - SAC-3P-M8MR/ 1,5-542/M8 FR BK - 1406284

Classifications

UNSPSC

UNSPSC 11	31251501
UNSPSC 12.01	31251501
UNSPSC 13.2	31251501
UNSPSC 6.01	31251501
UNSPSC 7.0901	31251501

eCl@ss

eCl@ss 4.0	27060306
eCl@ss 4.1	27060306
eCl@ss 5.0	27061801
eCl@ss 5.1	27061801
eCl@ss 6.0	27061801
eCl@ss 7.0	27061801

Approvals

Approvals


Approvals

UL Listed / cUL Listed / cULus Listed

Ex Approvals

Approvals submitted

Approval details

UL Listed 	
Nominal current IN	4 A
Nominal voltage UN	125 V

Sensor/Actuator cable - SAC-3P-M8MR/ 1,5-542/M8 FR BK - 1406284

Approvals

cUL Listed	
Nominal current I _N	4 A
Nominal voltage U _N	125 V

cULus Listed	
--------------	--

Accessories

Accessories

Protection and sealing elements

Sealing cap - PROT-M 8 FS-PA-CHAIN - 1430857

M8 sealing cap made of plastic with fixing band for sensor cables, for M8 plugs



Screw plug - PROT-M 8 MS-PA-CHAIN - 1430860

M8 sealing cap made of plastic with fixing band for sensor cables, for M8 sockets



Tools

Torque screwdriver - TSD 02 SAC - 1208487



Torque screwdriver, with preset torque of 0.2 Nm and 4 mm hexagonal drive for M8 connectors

Sensor/Actuator cable - SAC-3P-M8MR/ 1,5-542/M8 FR BK - 1406284

Accessories

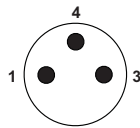
Tool - SAC BIT M8-D10 - 1208461



Nut for assembling sensor/actuator cables with M8 connector and for M8 connectors with QUICKON fast connection technology, for 4 mm hexagonal drive

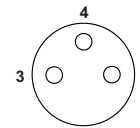
Drawings

Schematic diagram



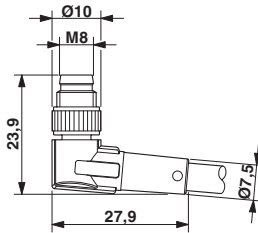
Pin assignment M8 plug, 3-pos., view male side

Schematic diagram



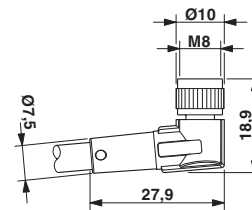
Pin assignment M8 socket, 3-pos., view female side

Dimensioned drawing




M8 x 1 male plug, angled version

Dimensioned drawing



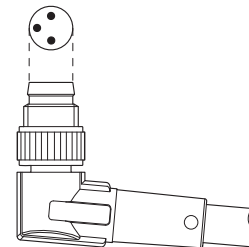
Socket M8 x 1, angled

Circuit diagram



Contact assignment of M8 plugs/sockets

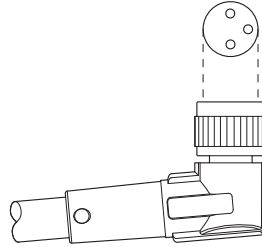
Schematic diagram



Layout of connector pin assignments

Sensor/Actuator cable - SAC-3P-M8MR/ 1,5-542/M8 FR BK - 1406284

Schematic diagram



Layout of connector pin assignments